

Basic Needs in Henry County & Martinsville

Find out how your gift is making a difference every day of the year or find out where volunteers are needed most, visit unitedwayofhcm.org!

*When you are unemployed or
working in a low-wage job,
When you can't afford a decent place to live,
When you don't have adequate transportation,
When your children go to sleep hungry,*

What else matters?



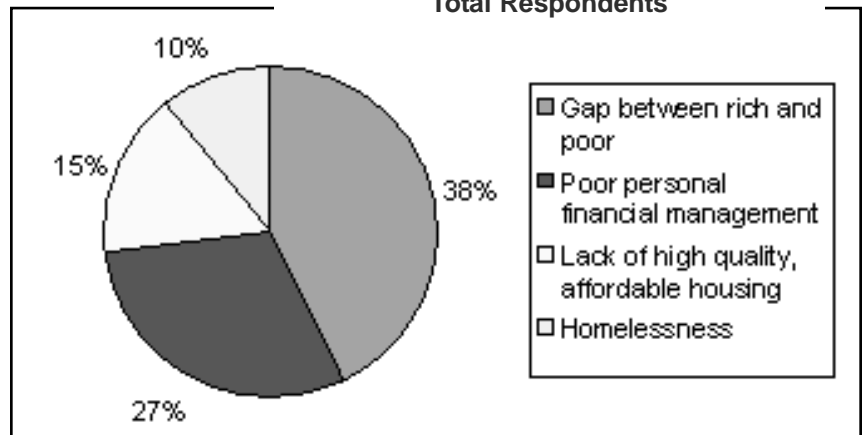
What We Need to Achieve the Vision:

- ▶ People know where to go to get the help they need.
- ▶ Everyone in Martinsville and Henry County has a place to live with social services to help them remain there.
- ▶ People have the skills, education and transportation to keep a living wage job.
- ▶ People in emergency situations are able to obtain immediate help and achieve longer term stability.

Interesting Facts About Basic Needs in Martinsville and Henry County

- ▶ The latest USDA Economic Research Service shows that the percentage of people living in poverty in Henry County is 16.6% and in Martinsville the percentage is 22.1%. The percentage of children ages 0-17 living in poverty is 26% and in Martinsville the percentage is 34.4%.
- ▶ Preventing a family from losing their home is often costly and labor intensive, yet it is far more cost effective than waiting for the family to become homeless.
- ▶ In Martinsville, the median income for female-headed families with children is \$18,542 and in Henry County, \$19,446. The state average is \$21,602. (Voices for Children)
- ▶ The average per capita income in Martinsville and Henry County is \$23,309. The state average is \$33,730. (Voices for Children)
- ▶ More than 4,500 people in our community qualify for food assistance. (Henry County Martinsville Department of Social Services)
- ▶ According to latest statistics, 54% of students enrolled in Martinsville City Schools qualify for free or reduced lunch and 46% of students in Henry County qualify. (Voices for Children)
- ▶ In the Point-In-Time survey conducted on January 25, 2007, 29 individuals were counted as "homeless" in the Martinsville/Henry County area. Of those counted, 13 had been homeless before; 16 had problems with substance abuse; 12 were receiving or had received mental health services; and 22 identified lack of work or lack of affordable housing as a cause for their homelessness.

Seriousness of Basic Need Issues
Total Respondents



Basic Needs in Henry County & Martinsville

What's Working Now

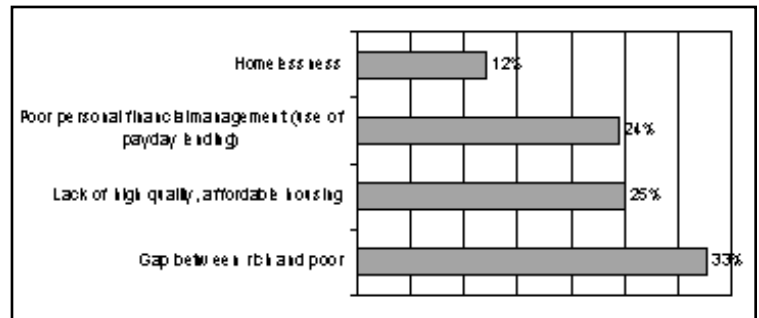
- ▶ United Way has dispersed half a million dollars in grant funding from the Harvest Foundation over the past five years to local nonprofit organizations to meet basic needs in our community.
- ▶ The Grace Network, an organization spawned through United Way's facilitation and initial implementation funding, is a collaborative effort of churches in the area that is focused on providing help to those in our community who need help with living expenses and food.
- ▶ Several churches in the area offer free meals to the public.
- ▶ Habitat for Humanity helps build homes for low-income families.
- ▶ United Way has provided implementation funding to the West Piedmont Better Housing Coalition, which has helped leverage more than \$300,000 in housing funding to the region.
- ▶ A new United Way initiative, the HOPE (Helping Others Progress Economically) Initiative is working with several local community partners to help low-income working families achieve greater financial stability.

Gaps in Achieving Basic Needs Vision

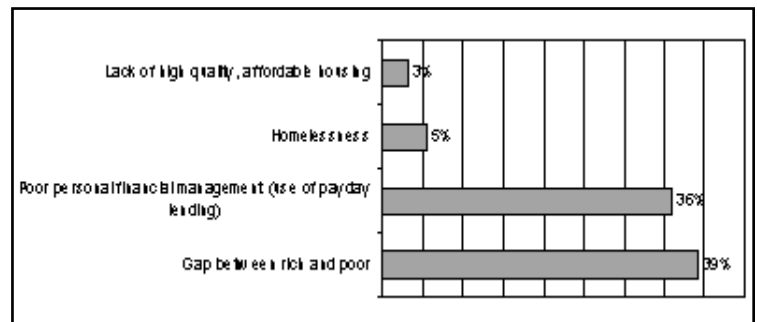
Some resources exist in the community to assist with critical basic needs, but a number of problems persist:

- ▶ Growing needs are outpacing nonprofit organization's ability to provide adequate basic need services.
- ▶ There are very few local programs designed to prevent homelessness or offer reduced/low income housing and transitional housing options.
- ▶ There is a need for organizations providing workforce training and professional development to collaborate more in providing services to the community.
- ▶ There is growing unemployment and a lack of living wage jobs in the area.

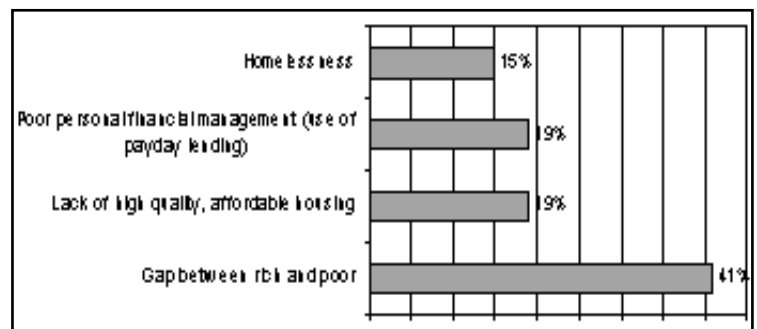
Rating of Basic Needs Issues
for Less Affluent Residents (income less than \$30K)



Rating of Basic Needs Issues
for Affluent Residents (income more than \$80K)



Rating of Basic Needs Issues for Black Residents



Rating of Basic Needs Issues for Hispanic Residents

